

Arbitrary Accurate Computation with R: The 'Rmpfr' Package

Martin Mächler

`maechler@R-project.org` (R-Core)
`maechler@stat.math.ethz.ch` (ETH)

Seminar für Statistik
ETH Zurich Switzerland

ZurichR @ ETH, Jan.19, 2012

Outline

- 1 Example: 16 digits are not always enough!
- 2 Example 2: Exact Factorials and Binomial Coefficients
- 3 Alternating Binomial Sums
- 4 Capabilities of `Rmpfr`
- 5 Package and Session Information
- 6 Conclusions

Outline

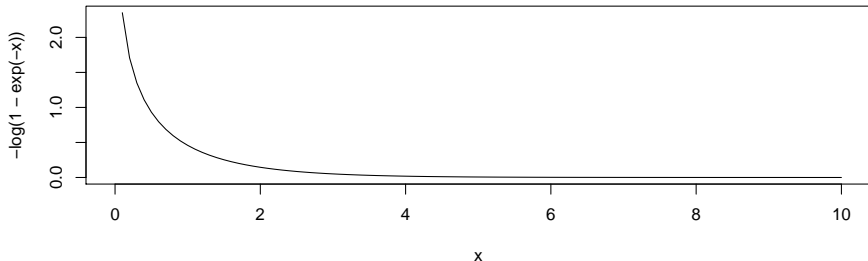
- 1 Example: 16 digits are not always enough!
- 2 Example 2: Exact Factorials and Binomial Coefficients
- 3 Alternating Binomial Sums
- 4 Capabilities of `Rmpfr`
- 5 Package and Session Information
- 6 Conclusions

Logistic regression: Computing “logit()”s, $\log \frac{p}{1-p}$ accurately for very small p , i.e., $p = \exp(-L)$, or

$$\log \frac{p}{1-p} = \log p - \log(1-p) = -L - \log(1 - \exp(-L)),$$

and hence $-\log(1 - \exp(-L))$ is needed, e.g., when p is really really close to 0, say $p = 10^{-1000}$, as then we can only compute $\text{logit}(p)$, if we specify $L := -\log(p) \leftrightarrow p = \exp(-L)$.

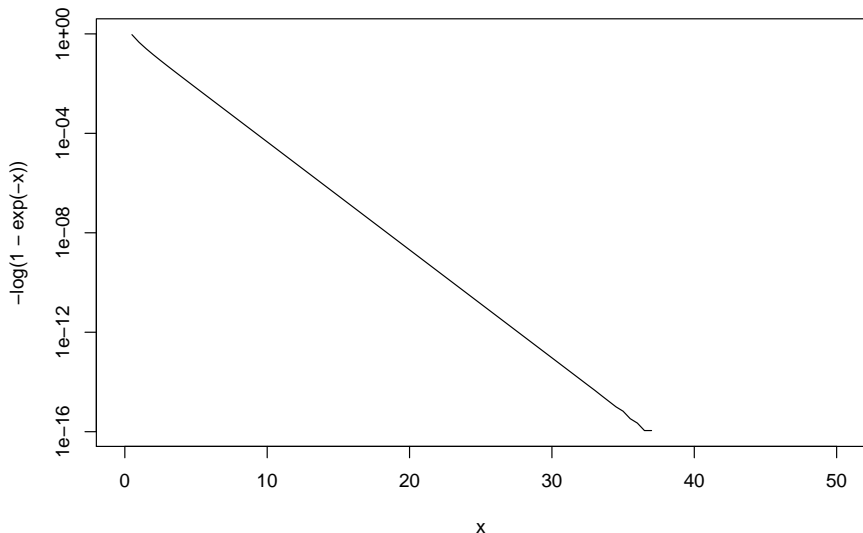
> `curve(-log(1 - exp(-x)), 0, 10)`



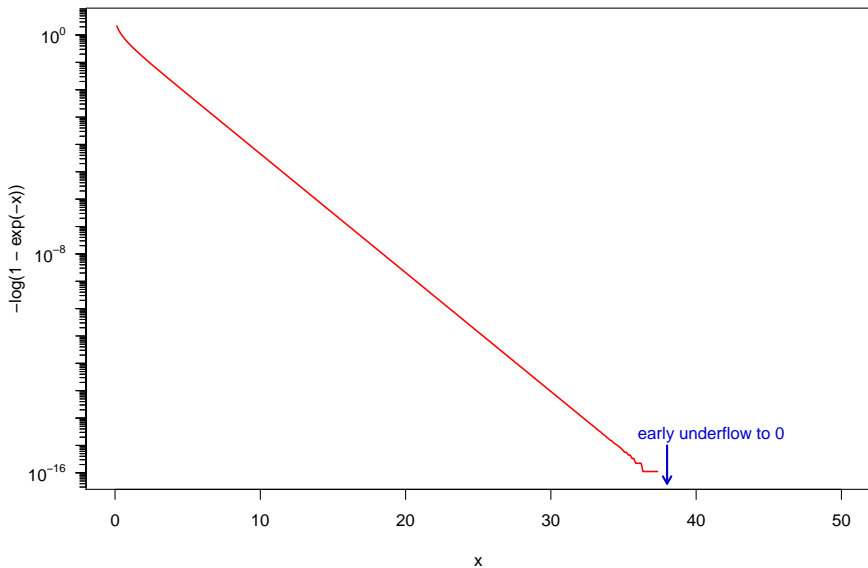
seems fine. — — However, ...

However, further out to 50 (and on a log scale), we observe

```
> curve(-log(1 - exp(-x)), 0, 50, log="y")
```



which shows early underflow.



```
> x <- -40:-35
```

```
[1] 0.000000e+00 0.000000e+00 0.000000e+00 1.110223e-16 2.220446e-16
[6] 6.661338e-16
```

```
[1]      -Inf      -Inf      -Inf -36.73680 -36.04365 -34.94504
```

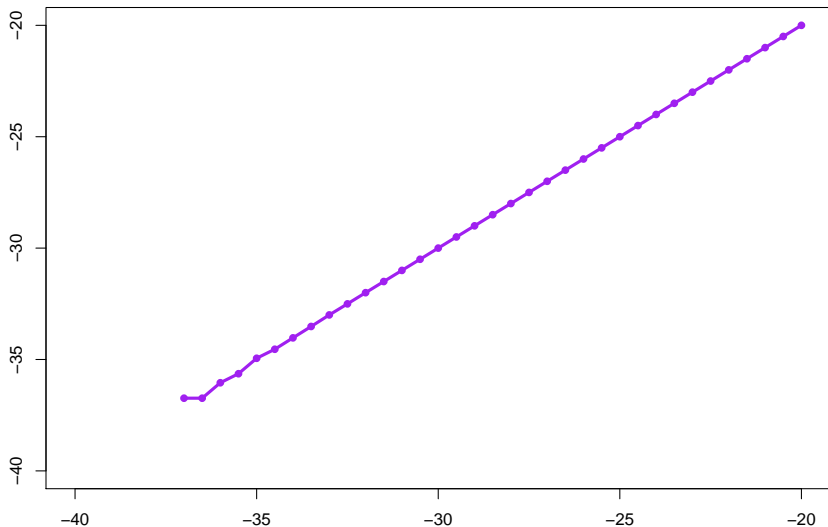
```
> x. <- mpfr(x, 120)
```

6 'mpfr' numbers of precision 120 bits

◀ ◻ ▶ ◀ ◻ ▶ ◀ ≡ ▶ ◀ ≡ ▶ ≡ ↺ 🔍 ↻

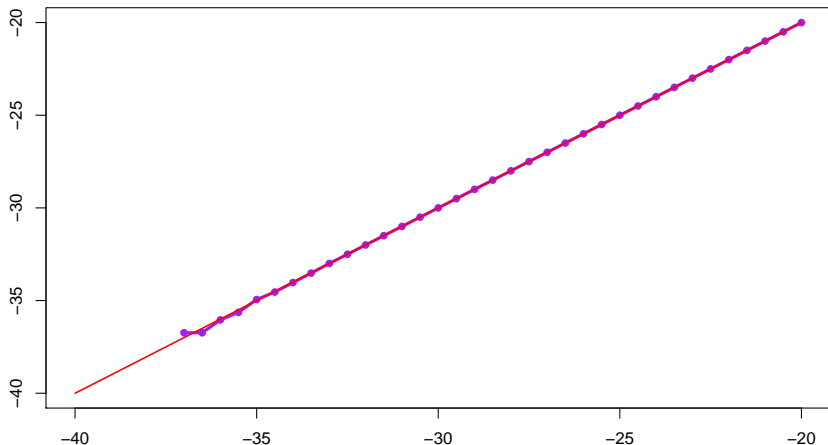
And visually:

```
> x <- seq(-40, -20, by = .5)
> plot(x,x, type="n", ylab="", ann=FALSE)
> lines(x, log(-log(1 - exp(x))), type = "o", col = "purple", lwd=3)
```



Now repeat this with “with accuracy”:

```
> x <- seq(-40, -20, by = .5)
> plot(x,x, type="n", ylab="", ann=FALSE)
> lines(x, log(-log(1 - exp(x))), type = "o", col = "purple", lwd=3)
> x. <- mpfr(x, 120)
> lines(x, log(-log(1 - exp(x.))), col=2, lwd=1.5)
```



Outline

- 1 Example: 16 digits are not always enough!
- 2 Example 2: Exact Factorials and Binomial Coefficients
- 3 Alternating Binomial Sums
- 4 Capabilities of `Rmpfr`
- 5 Package and Session Information
- 6 Conclusions

Exact Factorials and Binomial Coefficients

In combinatorics or when computing series, work with *exact* factorials or binomial coefficients. E.g., need all factorials $k!$, for $k = 1, 2, \dots, 24$ or a full row of Pascal's triangle, i.e., want all $\binom{n}{k}$ for $n = 50$.

With R's double precision, and if you display its full internal precision,
> `noquote(sprintf("%-30.0f", factorial(24)))`

```
[1] 620448401733239409999872
```

then it is obviously wrong for $24!$, as its last digits are known to be 0.

Easily get full precision results, by replacing “simple” numbers by “mpfr”s:

```
> ns <- mpfr(5:24, 120) ; factorial(ns)
```

```
20 'mpfr' numbers of precision 120 bits
```

[1]	120	720
[3]	5040	40320
[5]	362880	3628800
[7]	39916800	479001600

.....

.....

[13]	355687428096000	6402373705728000
[15]	121645100408832000	2432902008176640000
[17]	51090942171709440000	1124000727777607680000
[19]	25852016738884976640000	6204484017332394099998720000

Or for the 70-th Pascal triangle row, $\binom{n}{k}$ for $n = 70$ and $k = 0, \dots, n$,

```
> chooseMpfr.all(n = 70)
```

```
70 'mpfr' numbers of precision 67 bits
```

```
[1] 70 2415 54740
[4] 916895 12103014 131115985
[7] 1198774720 9440350920 65033528560
[10] 396704524216 2163842859360 10638894058520
.....
.....
[25] 6455761770304780752 11173433833219812840 18208558839321176480
[28] 27963143931814663880 40498346384007444240 55347740058143507128
[31] 71416438784701299520 87038784768854708790 100226479430802391940
[34] 109069992321755544170 112186277816662845432 109069992321755544170
.....
.....
[67] 54740 2415 70
[70] 1
```

Outline

- 1 Example: 16 digits are not always enough!
- 2 Example 2: Exact Factorials and Binomial Coefficients
- 3 Alternating Binomial Sums**
- 4 Capabilities of `Rmpfr`
- 5 Package and Session Information
- 6 Conclusions

Alternating Binomial Sums

Alternating binomial sums appear in different contexts and are typically challenging, i.e., currently impossible, to evaluate reliably as soon as n is larger than around $50 - 70$.

The alternating binomial sum $sB(f, n) := \text{sumBinom}(n, f, n0=0)$ is (up to sign) equal to the n -th forward difference operator $\Delta^n f$,

$$sB(f, n) = (-1)^n \Delta^n f = \sum_{k=0}^n (-1)^k \binom{n}{k} \cdot f(k), \quad (1)$$

where

$$\Delta^n f = \sum_{k=0}^n (-1)^{n-k} \binom{n}{k} \cdot f(k) \quad (2)$$

is the n -fold iterated forward difference $\Delta f(x) = f(x+1) - f(x)$ (for $x = 0$).

computing alternating binomial sums in R

An obvious R implementation of $sB(f, n) = \sum_{k=0}^n (-1)^k \binom{n}{k} \cdot f(k)$,

```
> sumBinom <- function(n, f, n0=0, ...) {  
+   k <- n0:n  
+   sum( choose(n, k) * (-1)^k * f(k, ...))  
+ }  
  
> ## and the same for a whole *SET* of n values:  
> sumBin.all.R <- function(n, f, n0=0, ...)  
+   sapply(n, sumBinom, f=f, n0=n0, ...)
```

Will see: gets numerical problems, for relatively small n even for well behaved functions $f(\cdot)$.

The Rmpfr version is pretty simple, as well:

```
> sumBinomMpfr
```

```
function (n, f, n0 = 0, alternating = TRUE, precBits = 256)
{
  stopifnot(0 <= n0, n0 <= n, is.function(f))
  sum(chooseMpfr.all(n, k0 = n0, alternating = alternating) *
      f(mpfr(n0:n, precBits = precBits)))
}
<environment: namespace:Rmpfr>
```

and has a corresponding version for a full set of n :

Compute `sumBinomMpfr(n)` for a whole set of 'n' values:

```
> sumBin.all <- function(n, f, n0=0, precBits = 256, ...)
+ {
+   N <- length(n)
+   precBits <- rep(precBits, length = N)
+   ll <- lapply(seq_len(N), function(i)
+     sumBinomMpfr(n[i], f, n0=n0, precBits=precBits[i], ...)
+   )
+   sapply(ll, as, "double")
+ }
```

((Note that `sapply(.)` is not directly applicable, because its “simplify” part behaves wrongly with vectors of “mpfr” numbers.))

Comparison “double” vs “mpfr”:

For comparison, computing the alternating binomial sum,

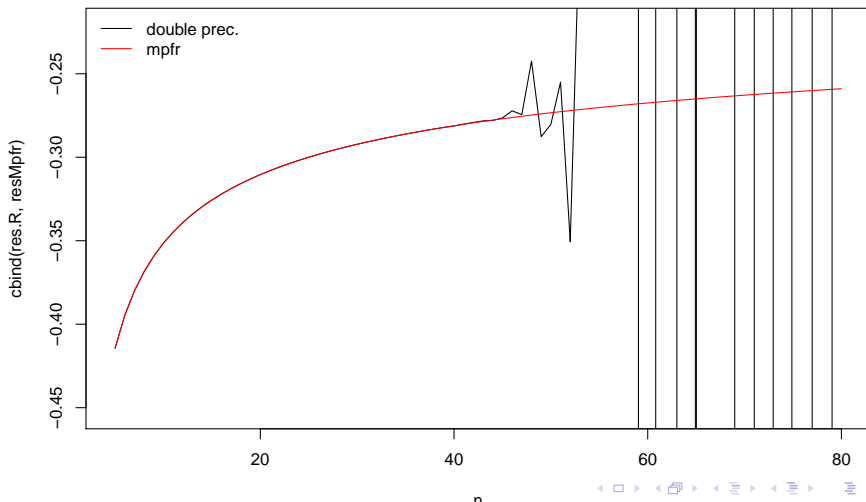
$$sB(f, n) := \sum_{k=0}^n (-1)^k \binom{n}{k} \cdot f(k),$$

now try the simple $f(x) = \sqrt{x}$, i.e., in R, `sqrt(x)`:

```
> nn <- 5:80
> system.time(res.R <- sumBin.all.R(nn, f = sqrt)) ## instant!
  user system elapsed
0.002  0.000   0.002
> system.time(resMpfr <- sumBin.all (nn, f = sqrt)) ## ~2 seconds
  user system elapsed
1.510  0.009   1.536
```

```
> matplot(nn, cbind(res.R, resMpfr), type = "l", lty=1,
+         ylim = extendrange(resMpfr, f = 0.25), xlab = "n",
+         main = "sumBinomMpfr(n, f = sqrt) vs. R double precision",
+         legend("topleft", leg=c("double prec.", "mpfr"), lty=1, col=1:2, bty="n"))
```

sumBinomMpfr(n, f = sqrt) vs. R double precision



Outline

- 1 Example: 16 digits are not always enough!
- 2 Example 2: Exact Factorials and Binomial Coefficients
- 3 Alternating Binomial Sums
- 4 Capabilities of Rmpfr**
- 5 Package and Session Information
- 6 Conclusions

Capabilities of Rmpfr – a Glimpse

“All” R arithmetic and math functions just work with “mpfr” numbers:

Via "Group" S4 methods

```
> getGroupMembers("Arith")
```

```
[1] "+"      "-"      "*"      "^"      "%%"     "%/%"    "/"
```

```
> getGroupMembers("Compare")
```

```
[1] "=="  ">"  "<"  "!="  "<="  ">="
```

```
> getGroupMembers("Math")
```

```
[1] "abs"      "sign"      "sqrt"      "ceiling"   "floor"     "trunc"
[7] "cummax"   "cummin"    "cumprod"   "cumsum"    "exp"        "expm1"
[13] "log"      "log10"     "log2"      "log1p"     "cos"        "cosh"
[19] "sin"      "sinh"      "tan"       "tanh"      "acos"       "acosh"
[25] "asin"     "asinh"     "atan"      "atanh"     "gamma"      "lgamma"
[31] "digamma"  "trigamma"
```

Capabilities of Rmpfr — 2 —

In addition to the basic arithmetic (including all "Math" functions!), based on the MPFR C library, Rmpfr provides arbitrarily precise versions of

- Bessel functions $j_n(x)$, $y_n(x)$, and $Ai(x)$
- Error functions $\text{erf}(x)$, and $\text{erfc}(x)$, or equivalently, $\text{pnorm}(x)$ and $\text{pnorm}(x, \text{lower.tail}=\text{FALSE})$.
- Riemann's $\zeta(x) = \text{zeta}(x)$,
- Exponential integral $\text{Ei}(x)$
- Dilogarithm $\text{Li}_2(x) = \text{Li2}(x)$

Capabilities of Rmpfr — 3 —

- Arbitrarily precise numerical integration (via Romberg), via our `integrateR()`
- Arbitrarily root finding (and hence numerical *inverse* function), via `unirootR()`.

High precision Matrices

Can also do simple arithmetic with "mpfrMatrix" and "mpfrArray" objects, e.g.

```
> head(x <- mpfr(0:7, 64)/7)
```

```
6 'mpfr' numbers of precision 64 bits
```

```
[1] 0 0.142857142857142857141 0.285714285714285714282
```

```
[4] 0.428571428571428571436 0.571428571428571428564 0.714285714285714285691
```

```
> mx <- x ; dim(mx) <- c(4,2)
```

```
> mx[ 1:3, ] + c(1,10,100)
```

```
'mpfrMatrix' of dim(.) = (3, 2) of precision 64 bits
```

```
  [,1]      [,2]
```

```
[1,] 1.000000000000000000000 1.57142857142857142851
```

```
[2,] 10.1428571428571428570 10.7142857142857142860
```

```
[3,] 100.285714285714285712 100.857142857142857144
```


We can transpose or multiply such matrices, e.g.,

```
> t(mx) %*% 10^(1:4)
```

```
'mpfrMatrix' of dim(.) = (2, 1) of precision 64 bits  
[ ,1]
```

```
[1,] 4585.71428571428571441
```

```
[2,] 10934.2857142857142856
```

or

```
> crossprod(mx)
```

```
'mpfrMatrix' of dim(.) = (2, 2) of precision 64 bits  
[ ,1] [ ,2]
```

```
[1,] 0.285714285714285714282 0.775510204081632653086
```

```
[2,] 0.775510204081632653086 2.57142857142857142851
```

and apply works too :

```
> (s7 <- apply(7 * mx, 2, sum))
```

```
2 'mpfr' numbers of precision 64 bits
```

```
[1] 6 22
```

and, note that all.equal() methods are provided, as well:

```
> all.equal(s7, c(6,22), tol = 1e-40) # note the tolerance!
```

```
[1] TRUE
```

We can transpose or multiply such matrices, e.g.,

```
> t(mx) %*% 10^(1:4)
```

```
'mpfrMatrix' of dim(.) = (2, 1) of precision 64 bits  
[ ,1]
```

```
[1,] 4585.71428571428571441
```

```
[2,] 10934.2857142857142856
```

or

```
> crossprod(mx)
```

```
'mpfrMatrix' of dim(.) = (2, 2) of precision 64 bits  
[ ,1] [ ,2]
```

```
[1,] 0.285714285714285714282 0.775510204081632653086
```

```
[2,] 0.775510204081632653086 2.57142857142857142851
```

and apply works too :

```
> (s7 <- apply(7 * mx, 2, sum))
```

```
2 'mpfr' numbers of precision 64 bits
```

```
[1] 6 22
```

and, note that `all.equal()` methods are provided, as well:

```
> all.equal(s7, c(6,22), tol = 1e-40) # note the tolerance!
```

```
[1] TRUE
```

Outline

- 1 Example: 16 digits are not always enough!
- 2 Example 2: Exact Factorials and Binomial Coefficients
- 3 Alternating Binomial Sums
- 4 Capabilities of `Rmpfr`
- 5 Package and Session Information
- 6 Conclusions

```
> toLatex(sessionInfo())
```

- R version 2.14.1 Patched (2012-01-17 r58138),
x86_64-unknown-linux-gnu
- Locale: LC_CTYPE=de_CH.UTF-8, LC_NUMERIC=C,
LC_TIME=en_US.UTF-8, LC_COLLATE=de_CH.UTF-8,
LC_MONETARY=en_US.UTF-8, LC_MESSAGES=de_CH.UTF-8,
LC_PAPER=C, LC_NAME=C, LC_ADDRESS=C, LC_TELEPHONE=C,
LC_MEASUREMENT=de_CH.UTF-8, LC_IDENTIFICATION=C
- Base packages: base, datasets, graphics, grDevices, methods, stats,
utils
- Other packages: Rmpfr 0.4-5, sfsmisc 1.0-19
- Loaded via a namespace (and not attached): gmp 0.5-0, tools 2.14.1

```
> packageDescription("Rmpfr")
```

Package: Rmpfr

Type: Package

Title: R MPFR - Multiple Precision Floating-Point Reliable

Version: 0.4-5

Date: 2012-01-12

Author: Martin Maechler

Maintainer: Martin Maechler <maechler@stat.math.ethz.ch>

Depends: methods, R (>= 2.11.0)

SystemRequirements: gmp (>= 4.2.3), mpfr (>= 3.0.0)

SystemReqsNotes: MPFR (MP Floating-Point Reliable Library,
<http://mpfr.org/>) and GMP (GNU Multiple Precision library,
<http://gmplib.org/>), see README

Imports: gmp

Suggests: gmp, polynom

SuggestNotes: 'polynom' is only needed for vignette

URL: <http://rmpfr.r-forge.r-project.org/>

Description: Rmpfr provides S4 classes and methods for arithmetic including transcendental ("special") functions for arbitrary precision floating point numbers. To this end, it interfaces to the LGPL'ed MPFR (Multiple Precision Floating-Point Reliable) Library which itself is based on the GMP (GNU Multiple Precision) Library.

License: GPL (>= 2)

Outline

- 1 Example: 16 digits are not always enough!
- 2 Example 2: Exact Factorials and Binomial Coefficients
- 3 Alternating Binomial Sums
- 4 Capabilities of `Rmpfr`
- 5 Package and Session Information
- 6 Conclusions

Conclusion

- The package `Rmpfr` allows to use arbitrary high precision numbers instead of R's double precision numbers in many R computations and functions.
- This is achieved by defining S4 classes of such numbers and vectors, matrices, and arrays thereof, where all arithmetic and mathematical functions work via the (GNU) MPFR C library, where MPFR is acronym for "**M**ultiple **P**recision **F**loating-Point **R**eliably". MPFR is Free Software, available under the LGPL license, and itself is built on the free GNU Multiple Precision arithmetic library (GMP).
- Consequently, by using `Rmpfr`, you can often call your R function or numerical code with mpfr-numbers instead of simple numbers, and all results will automatically be much more accurate.

Executive Summary

- Double precision accuracy (almost 16 digits) is not always sufficient
- `Rmpfr` is here for arbitrary precision computations in R .
- Many R functions — **when** `source()`**d** — will work with “mpfr”-numbers automagically

That's all folks — with thanks for your attention!

Martin Mächler — maechler@R-project.org

Executive Summary

- Double precision accuracy (almost 16 digits) is not always sufficient
- `Rmpfr` is here for arbitrary precision computations in R .
- Many R functions — **when** `source()` **d** — will work with “mpfr”-numbers automagically

That's all folks — with thanks for your attention!

Martin Mächler – maechler@R-project.org